

CoreLine Highbay

BY120P G3 LED105S/840 PSU WB GR



Generation 3 - LED Module, system flux 10,500 lm - 840 neutral white - Power supply unit - Wide beam - Gray

Following the successful introduction of the CoreLine Highbay in 2013, the upgrade to a new generation further improves the total cost of ownership and provides optionally DALI dimming for even further savings. Designed as a replacement for HPI 250/400 W luminaires, CoreLine Highbay G3 offers customers all the benefits of LED lighting – fresh light quality, longer service lifetime, reduced energy consumption and less maintenance – from a trusted manufacturer. At the same time, it delivers clear benefits for the installer too. The luminaire can be installed on the existing grid. Electrical connection is straightforward: there is no need to open the luminaire for installation or servicing. And being smaller and lighter than conventional luminaires, it is very easy to handle.

Product data

• General Information

Lamp family code	LED Module, system flux 10,500 lm
Light source color	840 neutral white
Light source replaceable	No
Driver/power unit/transformer	Power supply unit
Driver included	Yes
Optic type	Wide beam

• Operating and Electrical

Input Voltage	200 to 240 V
Input Frequency	50 to 60 Hz

• Initial Performance (IEC Compliant)

Initial luminous flux	10500 lm
-----------------------	----------

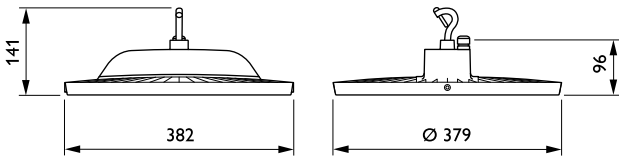
Init. Corr. Color Temperature	4000 K
Init. Color Rendering Index	≥80

• Product Data

Full product code	871016330144000
Order product name	BY120P G3 LED105S/840 PSU WB GR
EAN/UPC - Product	8710163301440
Order code	911401505331
Numerator - Quantity Per Pack	1
Numerator - Packs per outer box	1
Material Nr. (12NC)	911401505331
Net Weight (Piece)	3.300 kg

PHILIPS

Dimensional drawing

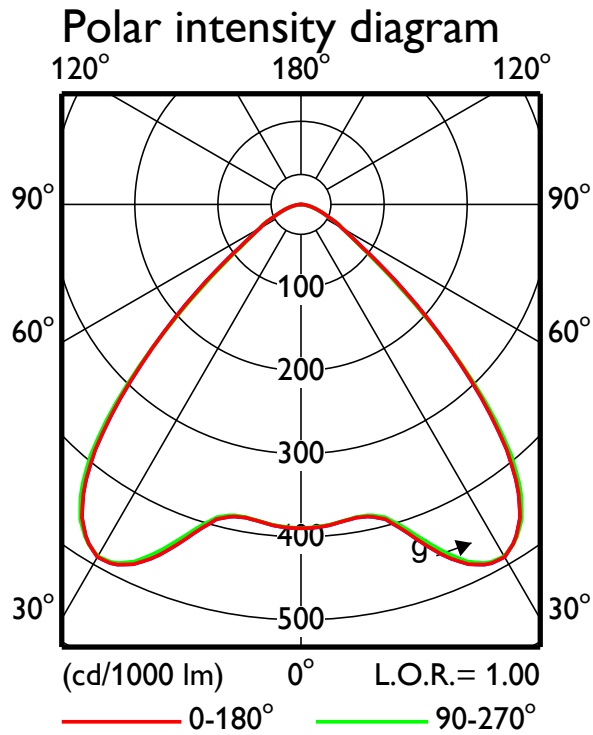


BY120P G3

Photometric data

BY120P G3 1xLED105S/840 WB

1 x 10500 lm



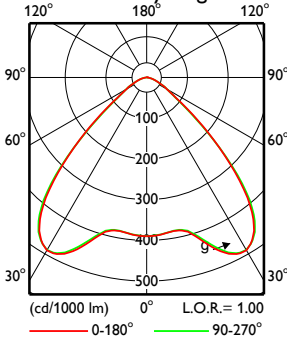
LVC2160052

2016-05-10

BY120P G3 1xLED105S/840 WB

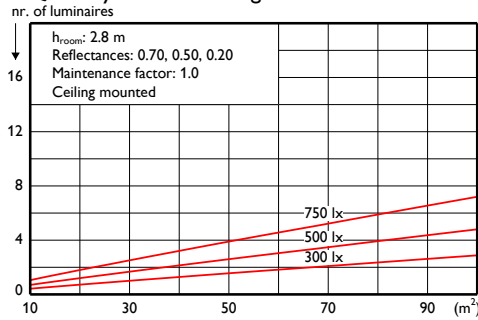
1 x 10500 lm

Polar intensity diagram



Light output ratio 1.00
 Service upward 0.00
 Service downward 1.00
 CIE flux code 69 94 99 100 100
 S/H ratio crosswise max. 1.5
 lengthwise max. 1.5
 UGR_{cen} (4Hx8H, 0.25H) 25
 UTE71-121: 1.00C + 0.00T

Quantity estimation diagram

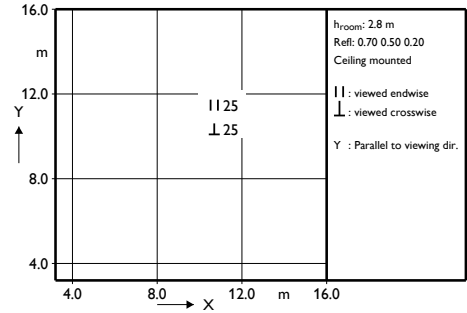


Utilisation factor table

Room Index	Reflectances for ceiling, walls and working plane (CIE)											
	0.80	0.80	0.70	0.70	0.70	0.70	0.50	0.50	0.30	0.30	0.00	0.00
0.50	0.50	0.50	0.50	0.50	0.30	0.30	0.10	0.10	0.00	0.00	0.00	0.00
0.30	0.10	0.30	0.20	0.10	0.10	0.10	0.10	0.10	0.10	0.10	0.00	0.00
0.60	0.62	0.59	0.61	0.60	0.59	0.53	0.52	0.49	0.52	0.48	0.47	0.47
0.80	0.73	0.68	0.71	0.69	0.68	0.62	0.61	0.57	0.61	0.57	0.55	0.55
1.00	0.81	0.75	0.80	0.77	0.74	0.69	0.68	0.65	0.68	0.64	0.62	0.62
1.25	0.89	0.81	0.87	0.84	0.81	0.76	0.75	0.71	0.74	0.71	0.69	0.69
1.50	0.94	0.86	0.92	0.88	0.85	0.80	0.79	0.76	0.78	0.75	0.74	0.74
2.00	1.03	0.92	1.00	0.95	0.91	0.87	0.86	0.83	0.85	0.83	0.81	0.81
2.50	1.08	0.96	1.05	1.00	0.95	0.92	0.90	0.88	0.89	0.87	0.85	0.85
3.00	1.12	0.98	1.09	1.03	0.97	0.95	0.93	0.91	0.92	0.90	0.88	0.88
4.00	1.16	1.01	1.13	1.06	1.00	0.98	0.96	0.94	0.95	0.93	0.91	0.91
5.00	1.19	1.02	1.15	1.08	1.01	0.99	0.98	0.96	0.96	0.95	0.93	0.93

Ceiling mounted

UGR diagram



Luminance Table

Plane Cone	0.0	45.0	90.0
45.0	69053	70555	70173
50.0	45981	44160	43767
55.0	28073	26283	26974
60.0	20532	17867	20749
65.0	16024	14703	16109
70.0	13165	12744	13165
75.0	10925	10647	10786
80.0	8609	8194	8194
85.0	4546	4340	4133
90.0	-	-	-

(cd/m²)

LVC2160052

2016-05-10

IFGU1_BY120PG31xLED105S840WB



© 2016 Philips Lighting Holding B.V.
 All rights reserved.

Specifications are subject to change without notice. Trademarks are the property of Koninklijke Philips N.V. (Royal Philips) or their respective owners.

www.philips.com/lighting

2016, June 28
 data subject to change